




# EPS - EDGE PROTECTION SYSTEM

PROJECT > PRODUCTION > ASSEMBLY



# TLC IN BRIEF



Swedish-Polish manufacturer with companies operating in Poland, Sweden, Germany and the UK



More than 15 years of experience in manufacturing stairs and steel platforms as well as construction safety systems



In-house engineering and technological offices as well as a research and development department



Modern and fully automated machinery park



Highly qualified engineering, technical and production staff



Comprehensive Customer service: design, manufacturing, sales, rental, transportation, assembly and repair services delivered all across Europe



Manufacturer, TLC Sp. z o.o., holds TÜV SÜD Polska certificate no. 2527 according to EN 1090-1 and PN-EN ISO 3834-2 certificate issued by TÜV SÜD Polska.

TLC's Production Plant has been certified with the Integrated Management System of Quality, Environment and OHS (ISO 9001/ ISO 14001/ ISO 45001) issued by TÜV SÜD Management Service GmbH. The performance of construction products confirmed by CE mark.



The information in this advertising material is for reference only. The product specification should be subject to verification with technical data provided by the manufacturer.

## INDEX

TLC GROUP	2
GENERAL INFORMATION	4, 5
EPS SYSTEM APPLICATION	6, 7
EPS SYSTEM ELEMENTS	8-21
TRANSPORT	22, 23
CHOSEN REALISATIONS	24, 25



## EPS SYSTEM

## GENERAL INFORMATION

Edge Protection System is a modern security system made in compliance with the class A EN 13374:2013-08 standard, dedicated to secure building and construction site edges, technological openings, passageways and other places where there is risk of falling from height.

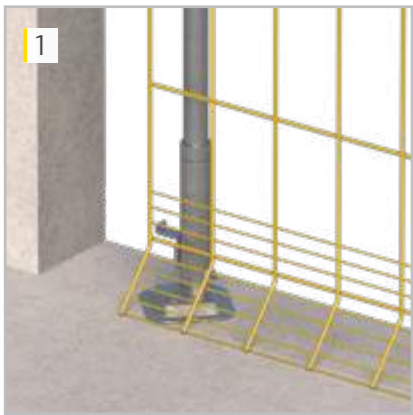
## STANDARD FEATURES OF AVAILABLE SOLUTIONS:

- Easy, well-thought out and tested solutions that guarantee reliability and the highest possible safety level
- Robust anti-corrosive protection to provide long-term durability of all elements even if exploited
- Assembly of the system elements does not require highly-qualified personnel
- Wide offer of holders and fixings
- Special transport baskets facilitate loading, unloading, transport and storage of all elements
- Innovative CLICK system – an embossed channel which fits the ratchet system. The elements are connected with each other with a special click-fit that guarantee the connection until the blockade is released.
- The product received a positive opinion of Mechanised Construction and Rock Mining Institute for compliance with EN 13374:2013-08 standard.



**TLC Sp. z o.o.** provides technical support to their clients. In case of any doubts, their highly-qualified team of professionals will help with proper choice of components.

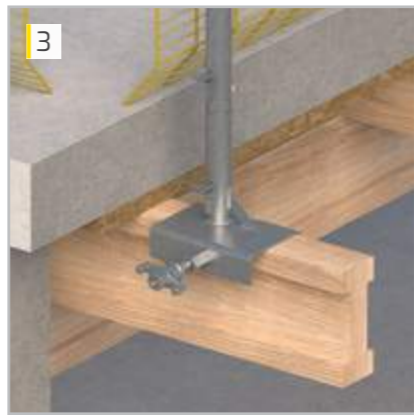
APPLICATION OF EPS SYSTEM



Horizontal screw-fastened holder



Vertical screw-fastened holder with extension



Girder holder



Clamping holder L500/L800




Stair holder



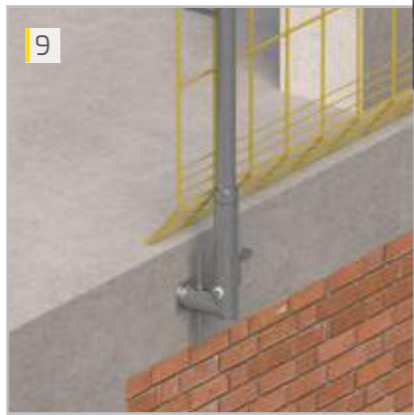
Horizontal permanent holder



Vertical permanent holder




Wall holder



Latching holder



Steel structures holder



Drop-in holder



Working platform holder



Formwork girder



Facade holder



Bracket clamp with post

EPS SYSTEM ELEMENTS



Mesh panel EPS-PAN-ECO  
PAGE 10



Plank EPS-D  
PAGE 10



Scaffolding tubes EPS-R  
PAGE 11



System post EPS-SL-V3  
PAGE 11



Post extension EPS-PRS  
PAGE 12



Horiz. screw-fastened holder PS-UPZ-V2  
PAGE 12



Vert. screw-fastened holder EPS-UPN-V2  
PAGE 13



Girder holder EPS-UDZ-V2  
PAGE 13



Holder for steel structures EPS-UG  
PAGE 14



Latching holder EPS-UZT-V2  
PAGE 14



Clamping holder L500/L800  
EPS-UUN-V2 / EPS-UUN800-V2  
PAGE 15



Stair holder EPS-UUN-V4  
PAGE 15



Horiz. permanent holder EPS-UZH-V2  
PAGE 16



Horiz. permanent holder EPS-UZV-V2  
PAGE 16



Drop-in holder EPS-UW-V3\*  
PAGE 17



Plank lower holder EPS-UDS  
PAGE 17



Working platform holder EPS-UPR  
PAGE 18



Wall holder  
PAGE 18



Formwork girder EPS-USZ  
PAGE 19



Facade holder EPS-USP  
PAGE 19



Bracket clamp with post EPS-UUS  
PAGE 20



Steel foot EPS-PU\*  
PAGE 20



Transport basket W-TM-SD3  
PAGE 21



Kosz transportowy W-TM-SD1  
PAGES 21-22



Kosz transportowy W-TM-SD2  
PAGES 21-22




Wooden box pallet W-TM-SD4  
PAGES 21-22

\*These components do not fulfill the  
EN 13374:2013-08 standard requirements

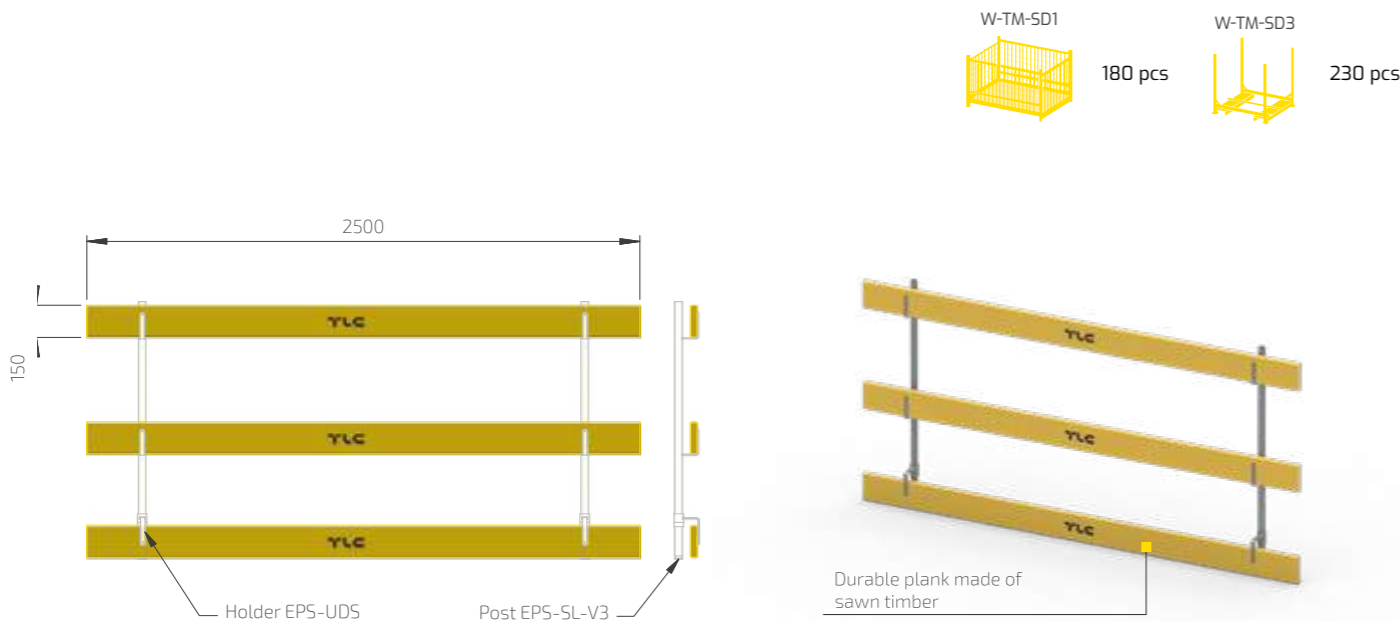


■ **EPS mesh panel** - consists of resistively welded, galvanized and RAL painted steel rods. Maximum span between posts is 2400mm. Available with client's logo on a sign on request.



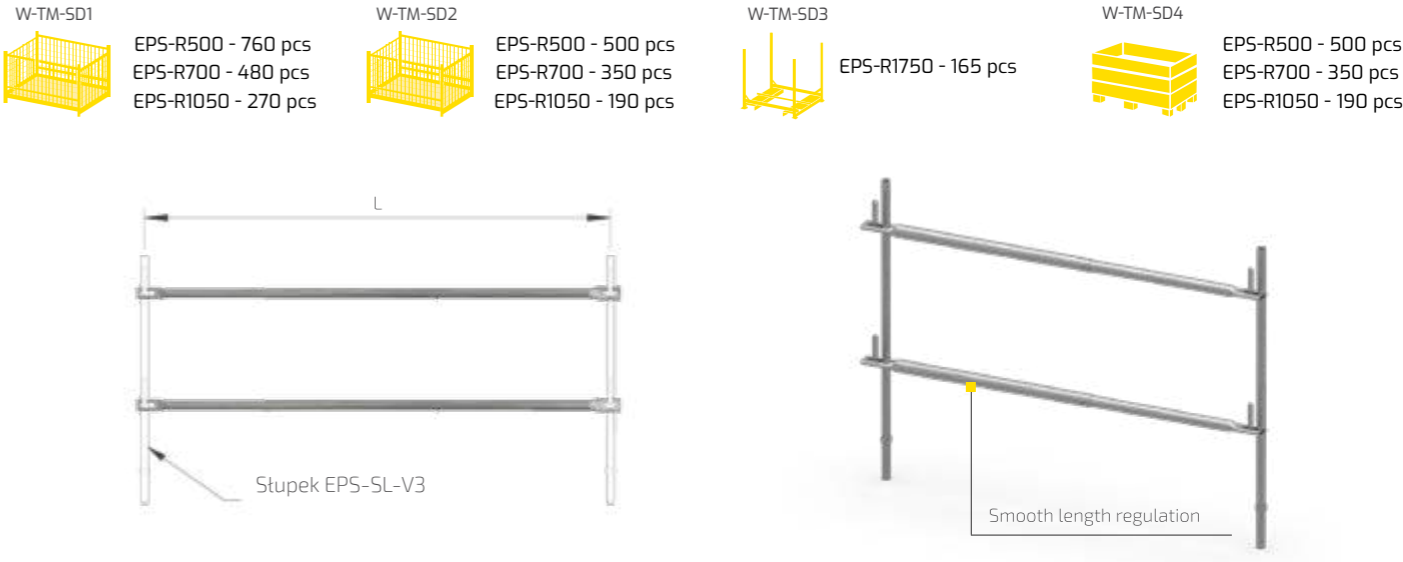
APPLICATION	Zabezpieczenie krawędzi roboczej przed upadkiem osób, narzędzi czy materiałów budowlanych.
WEIGHT	12,4 kg
WIRE DIAMETER	6 mm
PRODUCT NUMBER	EPS-PAN-ECO

■ **Timber planks** in 2500 x 150 mm dimension. The maximum span between the posts is 2000 mm. Available with client's logo on request.



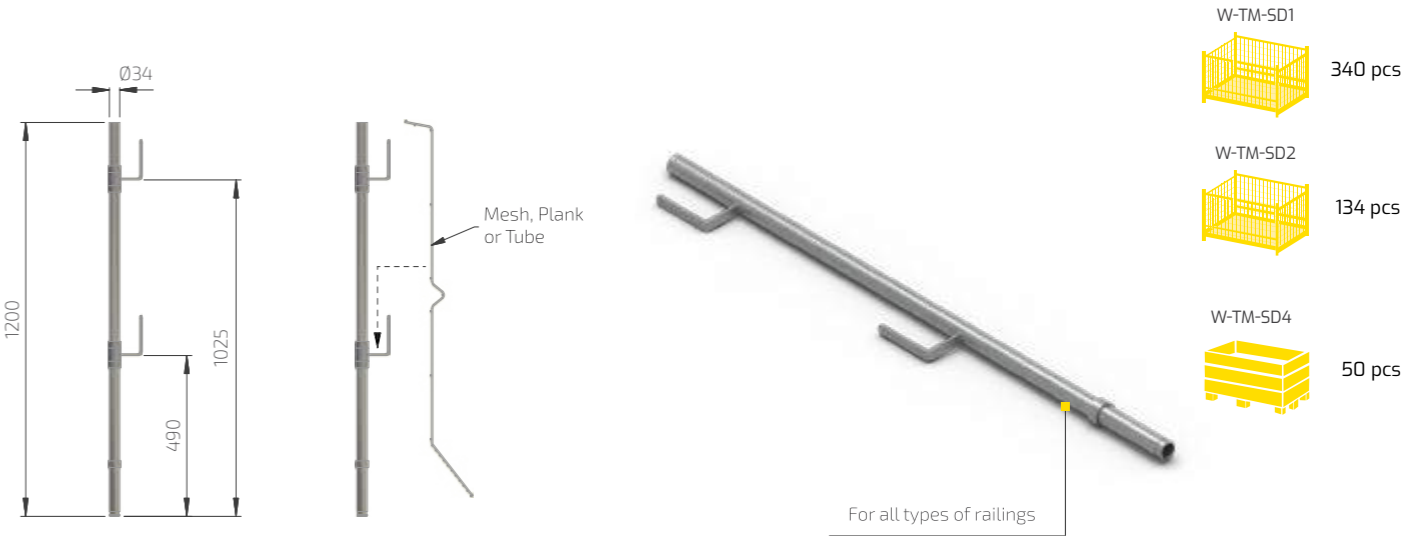
APPLICATION	Protecting the working edge against the fall of people.
WEIGHT	6,5 kg
PLANK THICKNESS	32 mm
PRODUCT NUMBER	EPS-D

■ **Scaffolding tube** is made of steel and assembled on system post hooks.



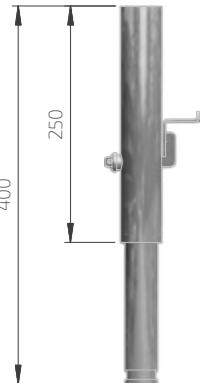
APPLICATION	Protecting the working edge against the fall of people.			
ASSEMBLY	Adjust the element length and assemble it on system pole hooks.			
	500 mm version	700 mm version	1050 mm version	1750 mm version
REGULATION RANGE (L)	500 - 700 mm	700 - 1050 mm	1050 - 1750 mm	1750 - 3000 mm
WEIGHT	1,9 kg	2,8 kg	5,3 kg	8,9 kg
PRODUCT NUMBER	EPS-R500	EPS-R700	EPR-R1050	EPS-R1750

■ **System post** with two universal hooks that allow for assembly of any railing type.

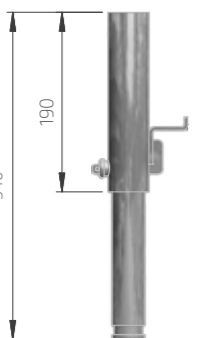


APPLICATION	Assembling all EPS panel types (mesh panels, planks and scaffolding tubes).	
ASSEMBLY	Embed the post in the socket of a holder equipped with a bolt – the latchlock will secure the post automatically. Disassemble by pressing the holder's detent.	
WEIGHT	3,7 kg	
PRODUCT NUMBER	EPS-SL-V2	

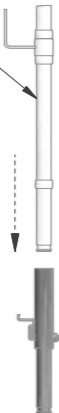
■ **Post extension** - available in two sizes: 190 and 250 mm.




EPS-PRS-V2




EPS-PRS190-V2




Post EPS-SL-V3




It allows to maintain the required height of the barrier



W-TM-SD1  
900/  
1050 pcs



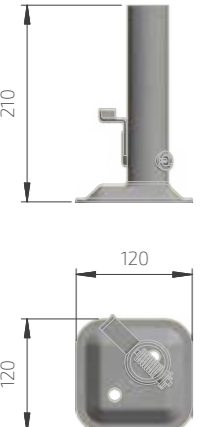
W-TM-SD2  
320/  
384 pcs



W-TM-SD4  
220 pcs


APPLICATION	Extending the universal pole to obtain proper protection height when using e.g. girder, structural, clamping or permanent holders.	
ASSEMBLY	Assembly and disassembly of the extension is conducted in the same manner as system posts.	
	250 mm version	190 mm version
WEIGHT	1,4 kg	1,1 kg
PRODUCT NUMBER	EPS-PRS-V2	EPS-PRS190-V2

■ **Horizontal screw-fastened holder**



120


120



Post EPS-SL-V3


Anchor EA-II-M12

min 150




The base ensuring a reliable support on the ground


Click-fit fastener – special channel embossed in pipe that fits the click fastener system



W-TM-SD1  
1000 pcs



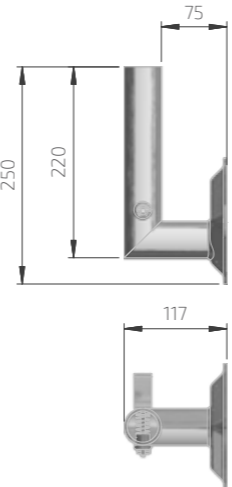
W-TM-SD2  
369 pcs



W-TM-SD4  
250 pcs

APPLICATION	Assembling the guardrail post on horizontal working surfaces, e.g. building ceiling.	
ASSEMBLY	Screw the holder to the previously embedded anchor with internal thread M12 - the recommended anchor for the assembly is Fischer – EA II M12. During the anchor assembly, one should follow manufacturer's instructions.	
WEIGHT	1,3 kg	
PRODUCT NUMBER	EPS-UPZ-V2	

■ **Vertical screw-fastened holder** - designed to avoid interference with most of the construction works.

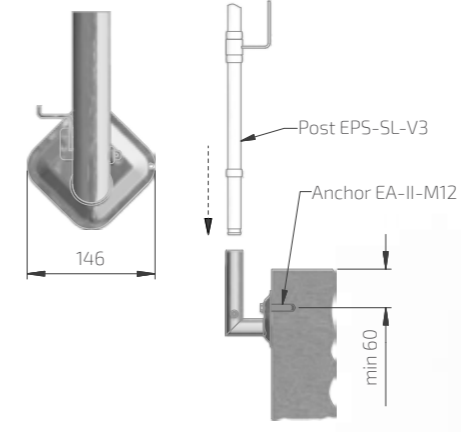


75

250

220


117




Post EPS-SL-V3

Anchor EA-II-M12


min 60




It does not interfere with construction works



W-TM-SD1  
800 pcs




W-TM-SD2  
288 pcs



W-TM-SD4  
190 pcs

APPLICATION	Assembling the guardrail post on vertical surface when construction external brick walls.	
ASSEMBLY	Assembly and disassembly of the extension proceeds as in the case of the horizontal screw-fastened holder.	
WEIGHT	1,5 kg	
PRODUCT NUMBER	EPS-UPN-V2	

■ **Girder holder** - suitable for every girder height with maximum width of the upper T being 95 mm.

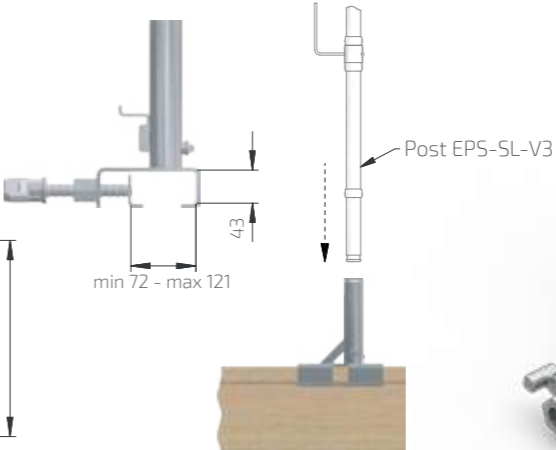


236

50

200


205




Post EPS-SL-V3

min 72 - max 121


43




Self-cleaning clamp thread and large adjustment range



W-TM-SD1  
380 pcs



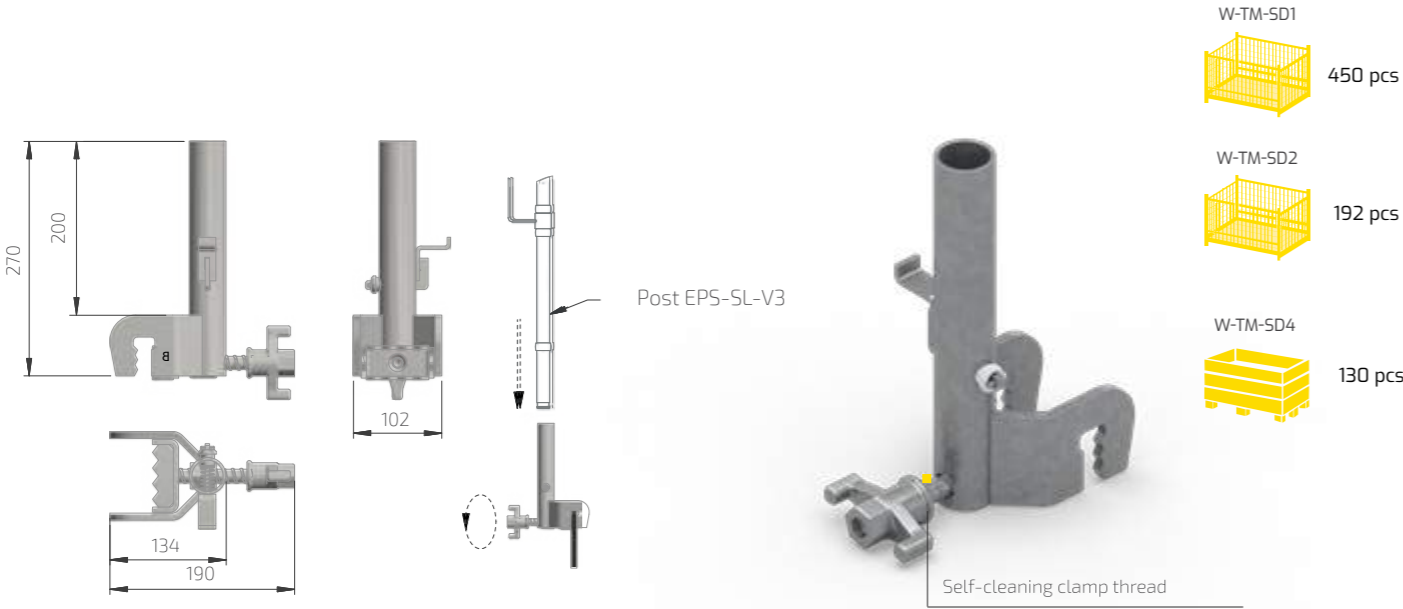
W-TM-SD2  
172 pcs



W-TM-SD4  
110 pcs

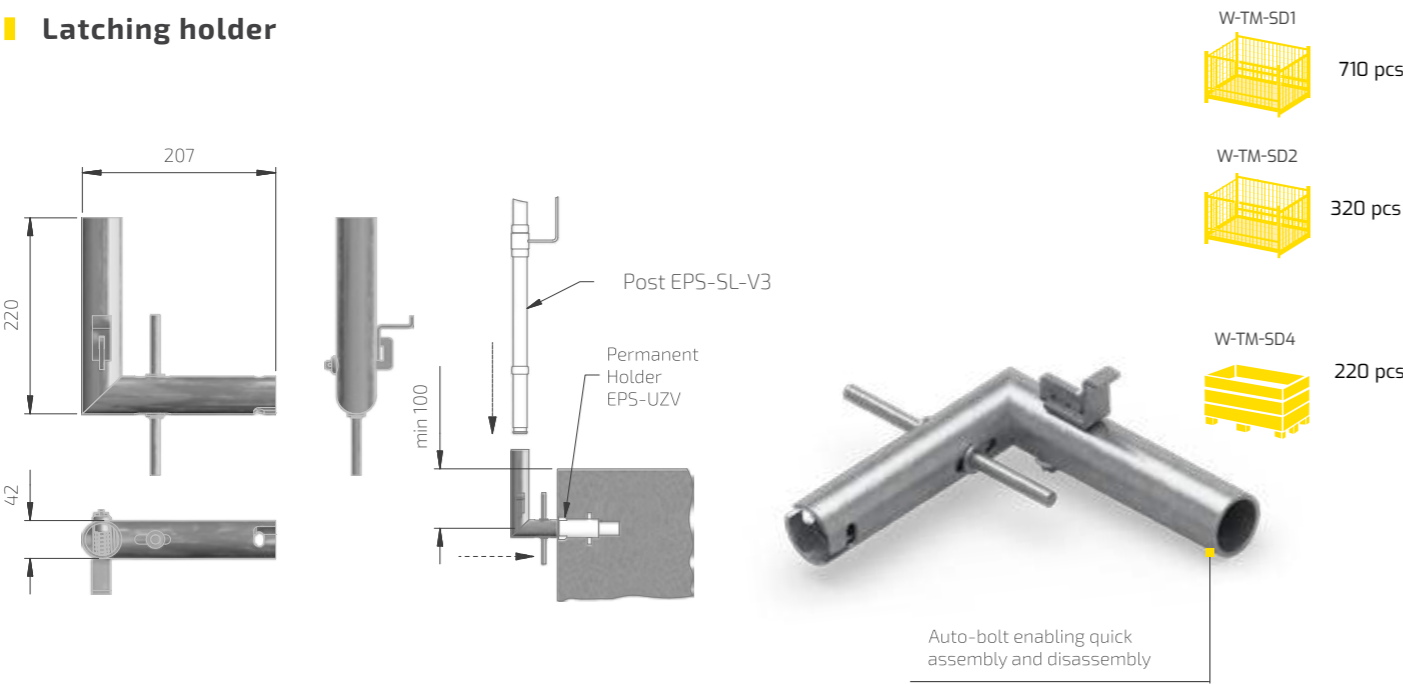
APPLICATION	Assembling the guardrail post on girders or wooden beams.	
	Slide the holder on the girder or beam, then tighten the clamp of the holder.	
WEIGHT	3,4 kg	
PRODUCT NUMBER	EPS-UDZ-V2	

■ **Holder for steel structure** to improve clamping of the holder equipped in teeth fostening edges.




APPLICATION	Assembling the guardrail post on vertical steel structures like sheet piles, sheet metals.
ASSEMBLY	Put the holder on a vertical element of the structure which maximum thickness is 16 mm, then tighten the clamp of the holder.
WEIGHT	2,6 kg
PRODUCT NUMBER	EPS-UG-V2

■ **Latching holder**



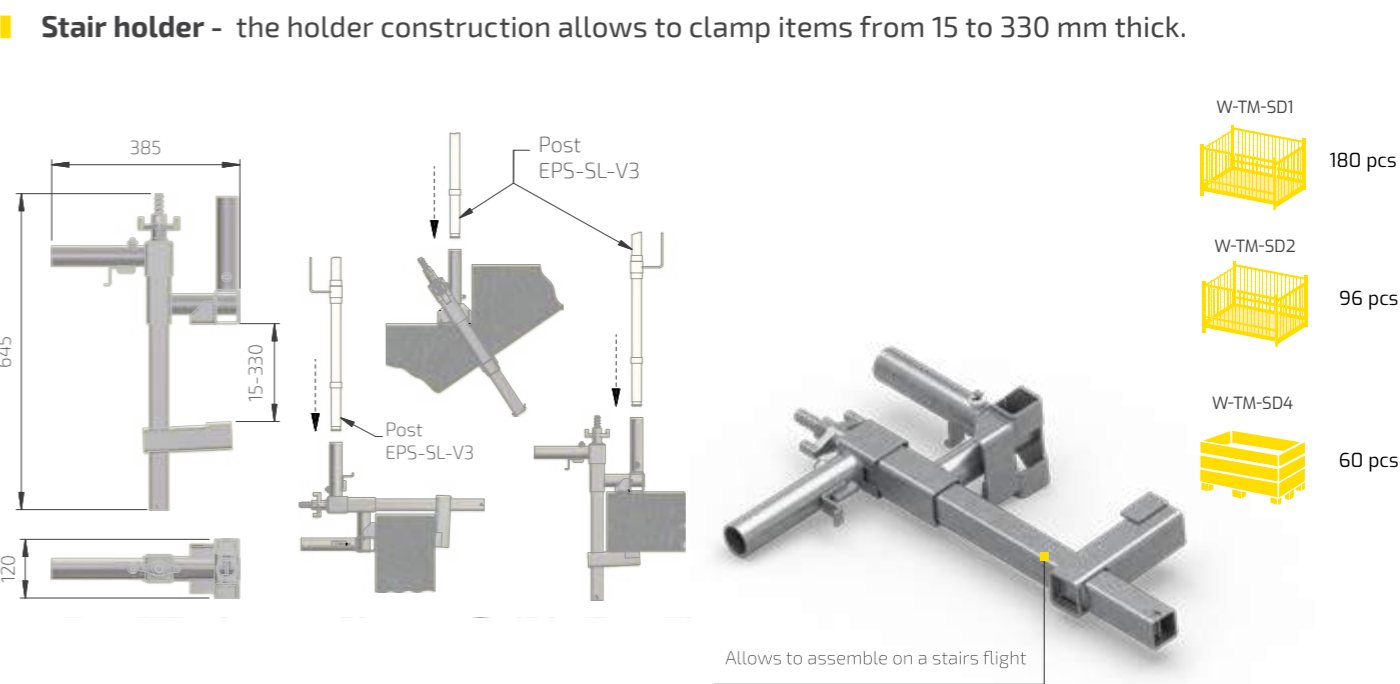
APPLICATION	Assembling the guardrail post on vertical surfaces to previously prepared permanent vertical elements.
ASSEMBLY	Insert the holder at a proper angle into the previously prepared vertical permanent holder until you feel significant resistance. Turn the holder to the vertical position – the holder will clamp. To disassemble the element, pull and turn the vertical bar, then remove the element from the opening.
WEIGHT	1,7 kg
PRODUCT NUMBER	EPS-UZT-V2

■ **Clamping holder L500/L800** - universal solution used in numerous configurations. It allows assembly without compromising the structural element.



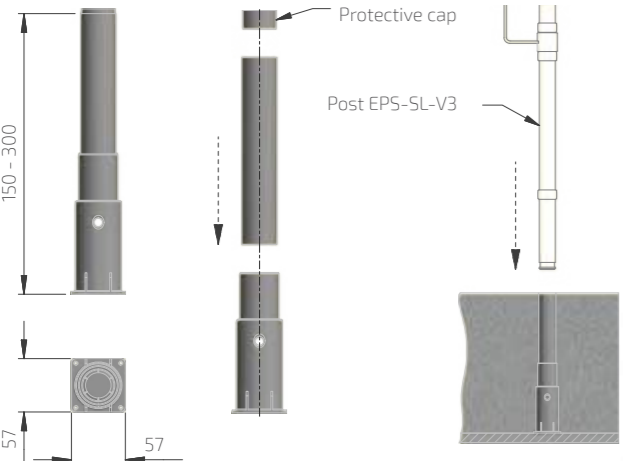
APPLICATION	Assembling the guardrail post by clamping on horizontal surfaces, e.g. ceilings, concrete beams, staircases.	
ASSEMBLY	Loosen the clamp thread, adjust the lower element to a desired height so that after adjusting the element, it will still have circa. 20mm regulation range available on the pressing element. Make sure that the holder base and the dish are properly aligned in relation to the panel, then tighten the nut of the holder.	
WEIGHT	8,5 kg	5,5 kg
PRODUCT NUMBER	EPS-UUN800-V2	EPS-UUN-V2

■ **Stair holder** - the holder construction allows to clamp items from 15 to 330 mm thick.



APPLICATION	Assembling the guardrail post by clamping on vertical and horizontal surfaces, e.g. ceilings, concrete beams, staircases, walls. The clamp allows for assembly on a stairs flight.
ASSEMBLY	Adjust the holder to a dedicated assembly type (ceiling, wall, stairs). Loosen the clamp thread and adjust the lower adjustable element to desired height. There should be 20 mm of regulation left on the pressing element. Tighten the nut of the holder.
WEIGHT	7 kg
PRODUCT NUMBER	EPS-UUN-V4

■ **Horizontal permanent holder** resistant to most of the materials used at the construction site, e.g. concrete mixture, cream of lime, etc.



Protective cap

Post EPS-SL-V3

Low cost

W-TM-SD1

4500 pcs

W-TM-SD2

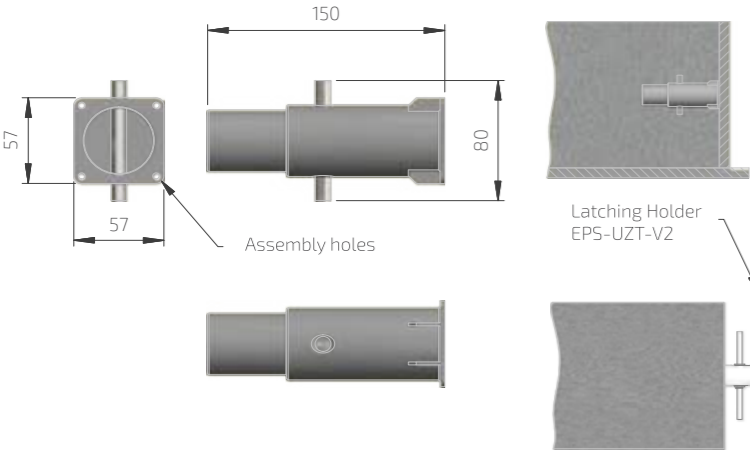
1360 pcs

W-TM-SD4

930 pcs

APPLICATION	Preparing the fastening socket for the system post.
ASSEMBLY	Nail the flange of the element to the formwork horizontal surface, put in the tube, which length was previously adjusted to the thickness of the ceiling, and protect it with a cap. The holder is embedded to the formwork before concreting the structure, e.g. to the board, downstand beam or beams on horizontal surfaces.
WEIGHT	0,1 kg
PRODUCT NUMBER	EPS-UZH-V2

■ **Vertical permanent holder** resistant to most of the materials used in construction sector, e.g. concrete mixture, cream of lime, etc.



Assembly holes

Latching Holder EPS-UZT-V2

Low cost

W-TM-SD1

4500 pcs

W-TM-SD2

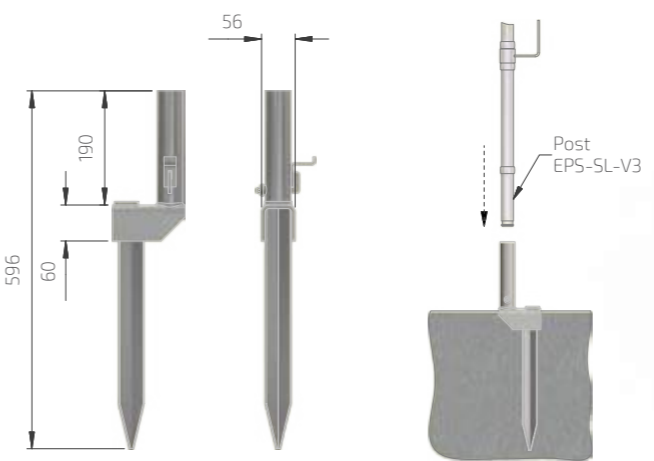
1440 pcs

W-TM-SD4

980 pcs

APPLICATION	Preparing the fastening socket for the clamping holder EPS-UZT-V2.
ASSEMBLY	Nail the holder to the clapboard using special openings in the flange and arranging it in such a way that the bar is oriented vertically. The holder is embedded within the reinforcement before concreting the structure, i.e. panel, binder, or beam on their vertical surfaces.
WEIGHT	0,2 kg
PRODUCT NUMBER	EPS-UZV-V2

■ **Drop-in holder** designed to ensure high resistance to dynamic forces.



Post EPS-SL-V3

High resistance to dynamic forces

W-TM-SD1

450 pcs

W-TM-SD2

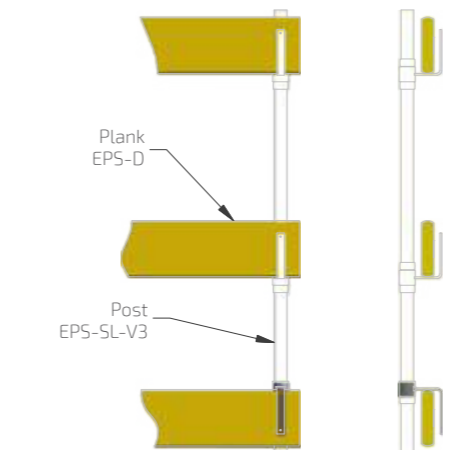
153 pcs

W-TM-SD4

100 pcs

APPLICATION	Assembling the guard rail post in the ground near the edge of ground excavations.
ASSEMBLY	Hammer into the ground to a depth of approximately 400 mm using a mallet EPS-UW-P and check stability of the holder.
WEIGHT	2,4 kg
PRODUCT NUMBER	EPS-UW-V3

■ **Plank lower holder** additional element used with wooden plank protection.



Plank EPS-D

Post EPS-SL-V3

System opening enabling screw-fastening the plank

W-TM-SD1

5000 pcs

W-TM-SD2

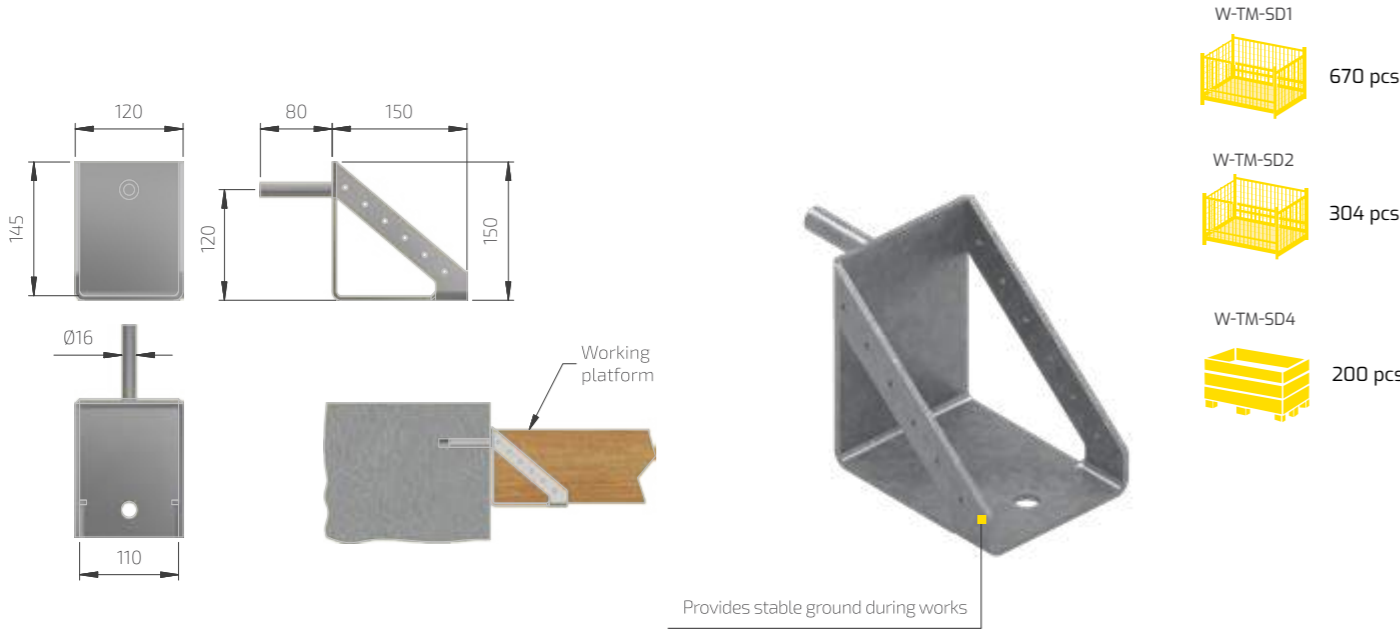
1600 pcs

W-TM-SD4

11050 pcs


APPLICATION	Protecting the plank serving as a toe board.
ASSEMBLY	Put the holder on the system post or in sleeves of other holders.
WEIGHT	0,3 kg
PRODUCT NUMBER	EPS-UDS

**Working platform holder** - the holders must always be used in sets of two assembled opposite each other.



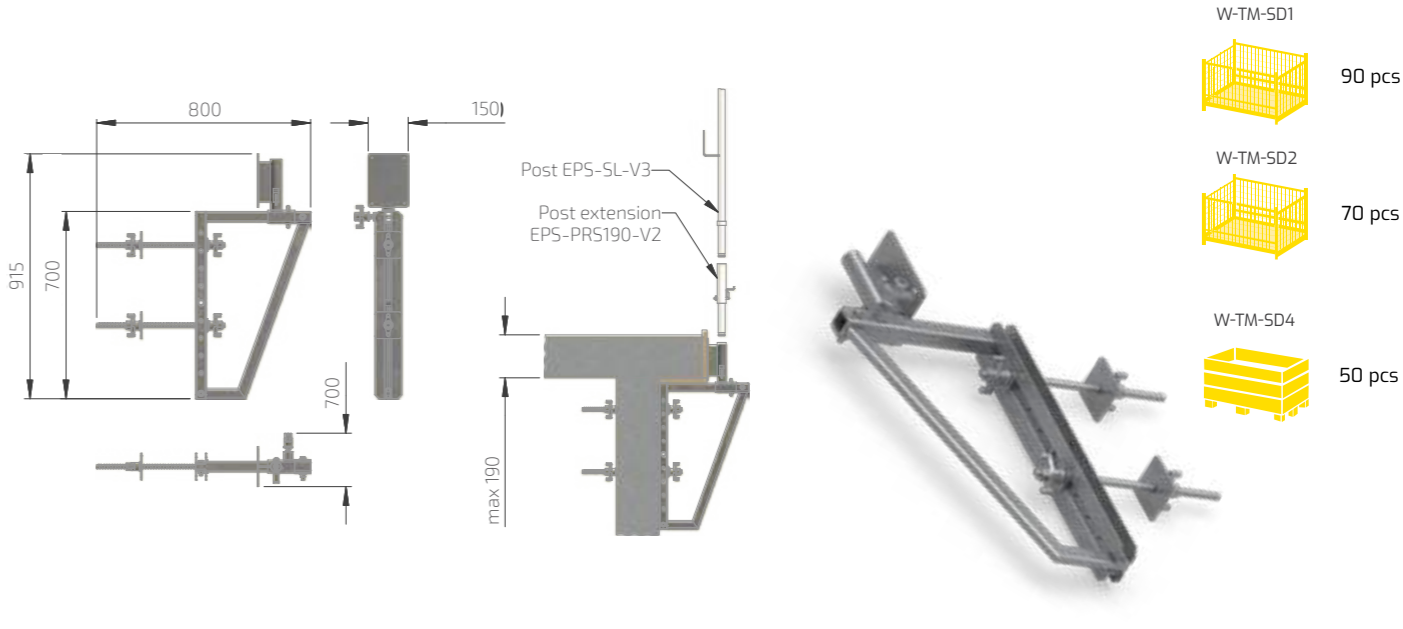
APPLICATION	Assembling working platforms in areas determined with two walls, e.g. lift shafts.
ASSEMBLY	Use a 16 mm drill bit to make 100 mm deep holes in opposite walls. Insert the holders in the openings, put the beam in holder sockets. The length of the beams must be no shorter than 5 mm of the length between holders. The holder is to be used with walls made of concrete or solid bricks.
WEIGHT	1,8 kg
PRODUCT NUMBER	EPS-UPR

**Wall holder** - additional element used for barrier protection.



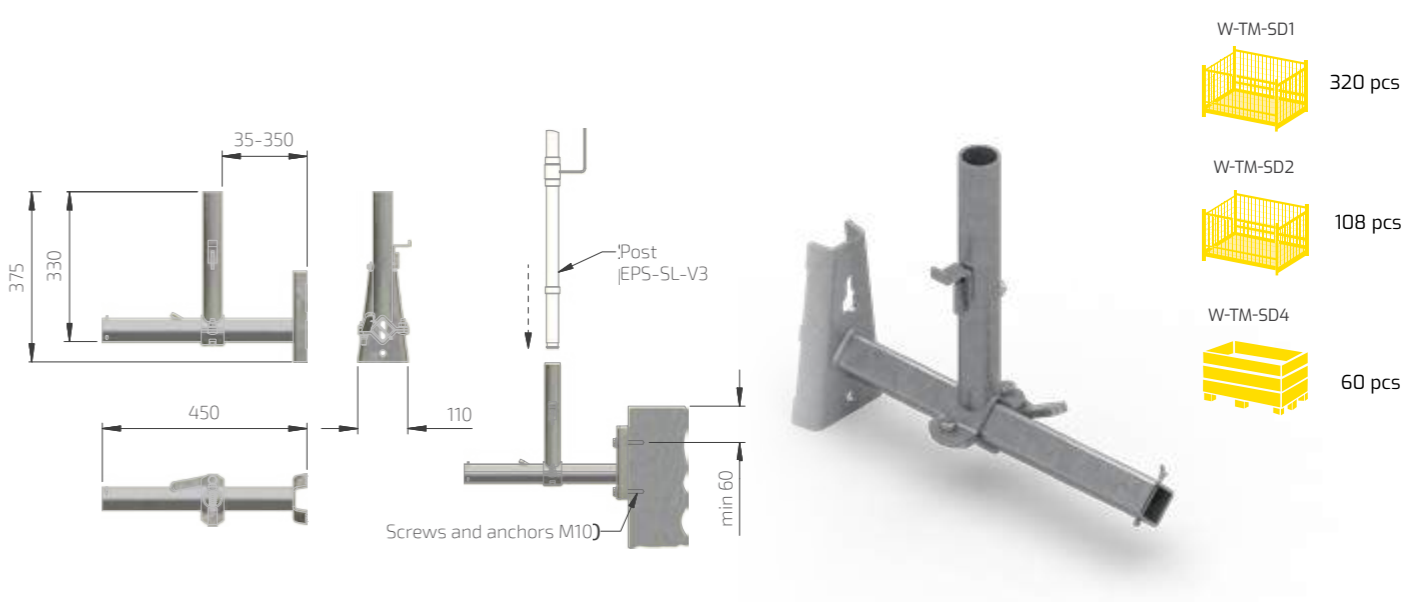
APPLICATION	Placing barriers directly on walls in order to protect open spaces such as door and window openings.
ASSEMBLY	Fix the holder to a vertical surface with two anchors and M10x50 crews. We recommend Fischer EA II M10 anchors which should be fixed according to manufacturer's instruction.
WEIGHT	0,3 kg
PRODUCT NUMBER	EPS-US

**Formwork girder** - allows for formwork operations on edges that protrude beyond the outline of the wall.




APPLICATION	Used to secure edges of the working area.
ASSEMBLY	The components of the formwork girder should be assembled on buildings supporting structure. If the construction is made of reinforced concrete it is allowed to assemble with chemical anchor or threaded bolt.
WEIGHT	14,2 kg
PRODUCT NUMBER	EPS-USZ

**Facade holder** has a simple design that facilitates assembly to steel and concrete structures. The holder allows to move the barrier away from the assembly area up to 350 mm.



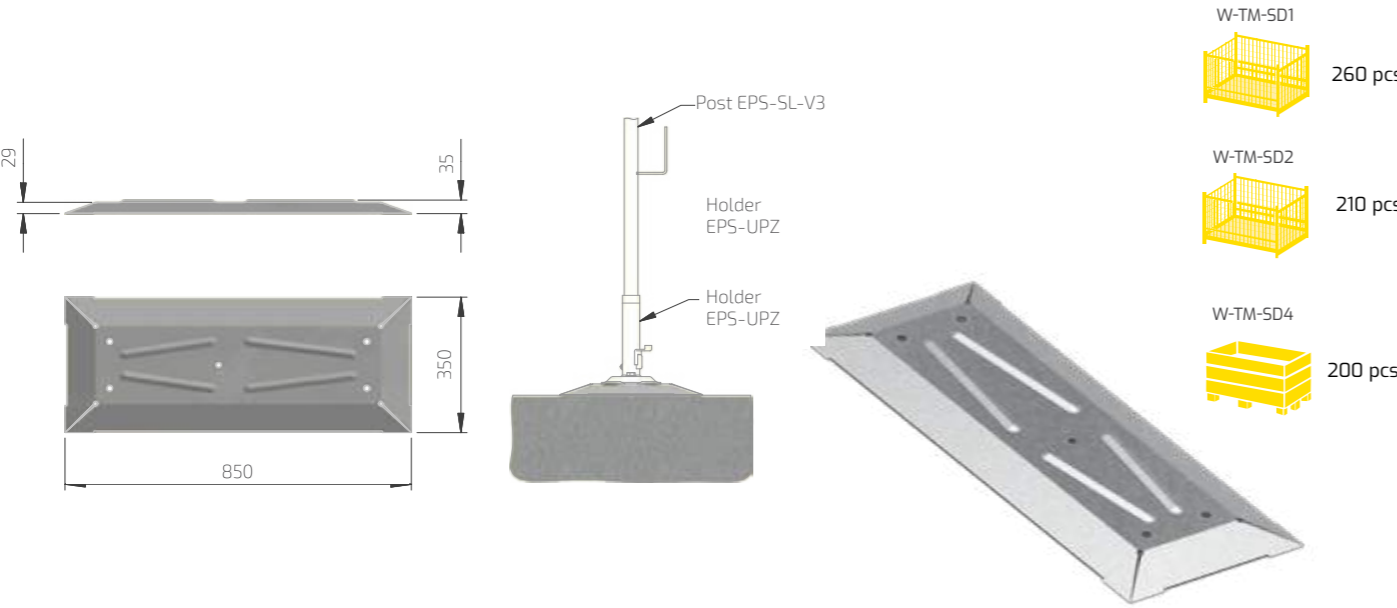
APPLICATION	The holder was designed to be assembled on steel and reinforced concrete structures.
ASSEMBLY	The holder can be assembled on vertical surfaces, under ledges, to such steel beams as I-beams or channels.
WEIGHT	3,9 kg
PRODUCT NUMBER	EPS-USP

■ **Bracket clamp with post** - thanks to the integrated construction it ensures better stability of the railing and reduces the time required for assembly. The bracket clamping is realised with the formwork tie ensuring fast regulation and secure assembly.



APPLICATION	This post can replace two system elements, being a horizontal surface holder and system post in te same time.
ASSEMBLY	Loose the clamp by twisting the knob until you receive the required holder opening. Put the holder on the surface where it is to be assembled. Clamp the holder using the knob.
WEIGHT	7,2 kg
PRODUCT NUMBER	EPS-UUS

■ **Steel foot** - a base for the horizontal screw-fastened holder EPS-UPZ.



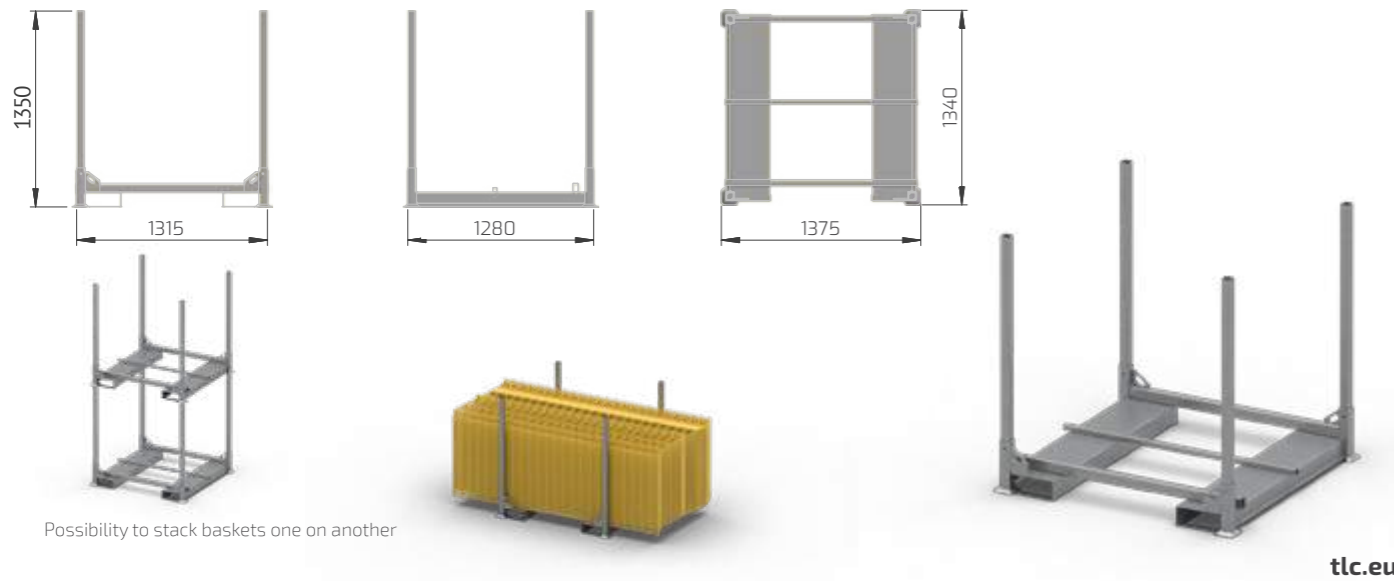
APPLICATION	A foot with standard EPS components, i.e. horizontal holder EPS-UPZ and mesh panels, can be used to fence the construction site. These feet cannot be used as edge protection.
ASSEMBLY	Fasten the horizontal holder EPS-UPZ to the foot with M12x40 screws with nuts and pads. The foot with attached holder should be placed in the area that is supposed to be fenced.
WEIGHT	4,8 kg
PRODUCT NUMBER	EPS-PU



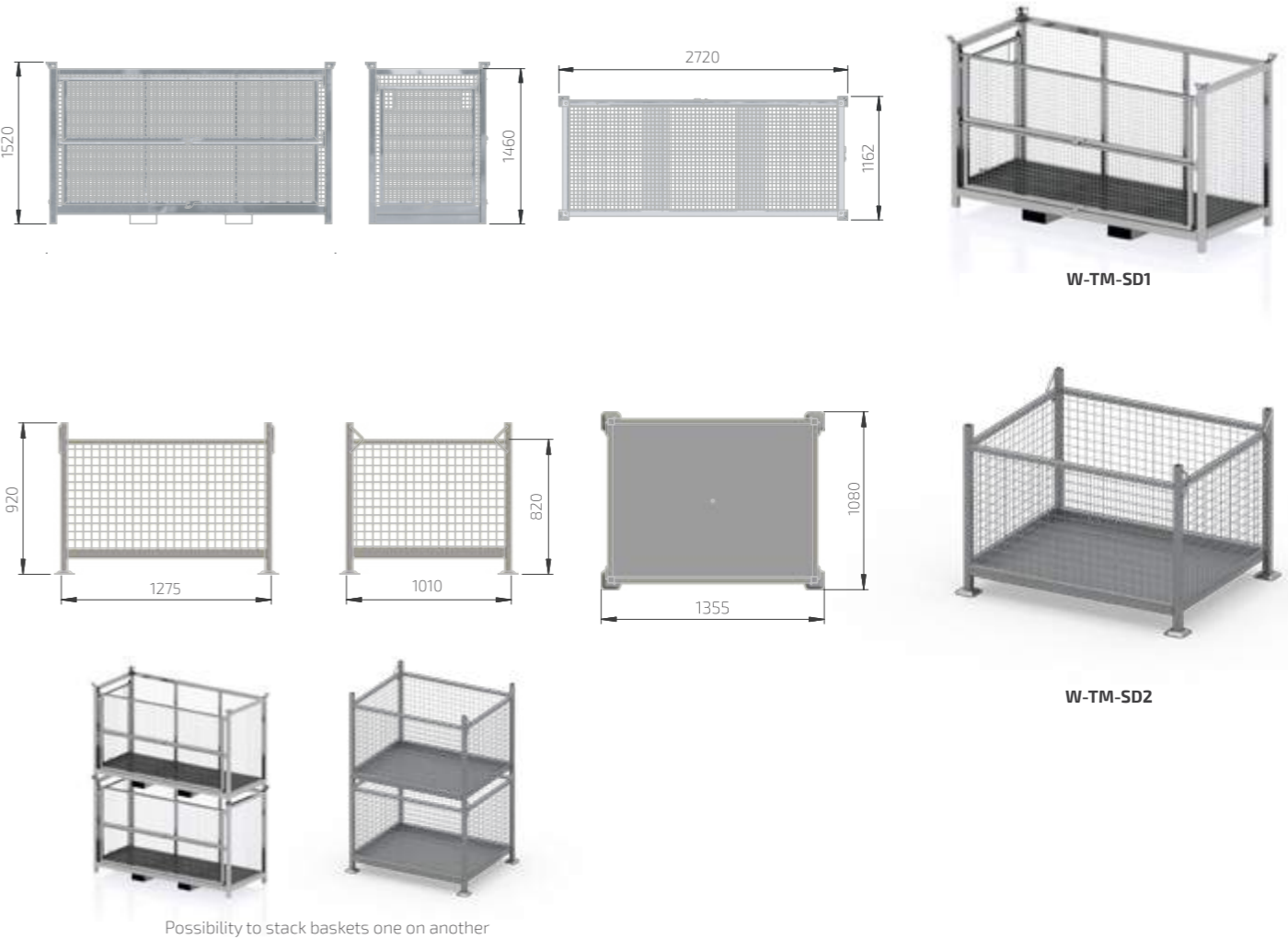
Transport baskets and wooden box pallet capacity

PRODUCT NUMBER	W-TM-SD1	W-TM-SD2	W-TM-SD4
WEIGHT	253 kg (total weight 1550 kg)	60 kg (total weight 1060 kg)	83 kg (total weight 1085 kg)
	BASKET CAPACITY		
EPS-D	180 szt	-	-
EPS-R500	760 szt	500 szt	500 szt
EPS-R700	480	350 szt	350 szt
EPS-R1050	270	190 szt	190 szt
EPS-R1750	160 szt	-	-
EPS-SL-V2	340 szt	134 szt	50 szt
EPS-PRS-V2	900 szt	320 szt	220 szt
EPS-PRS190-V2	1050 szt	384 szt	220 szt
EPS-UPZ-V2	1000 szt	369 szt	250 szt
EPS-UPN-V2	800 szt	288 szt	190 szt
EPS-UDZ-V2	380 szt	172 szt	110 szt
EPS-UG-V2	450 szt	192 szt	130 szt
EPS-UZT-V2	710 szt	320 szt	220 szt
EPS-UUN-L800-V2	150 szt	52 szt	30 szt
EPS-UUN-V4	180 szt	96 szt	60 szt
EPS-UZH-V2	4500 szt	1360 szt	930 szt
EPS-UZV-V2	4500 szt	1440 szt	980 szt
EPS-UW-V3	450 szt	153 szt	100 szt
EPS-UDS	5000 szt	1600 szt	11050 szt
EPS-UPR	670 szt	304 szt	200 szt
EPS-US	5000 szt	1600 szt	1050 szt
EPS-USZ	90 szt	70 szt	50 szt
EPS-USP	320 szt	108 szt	60 szt
EPS-UUS	180 szt	60 szt	-
EPS-PU	260 szt	210 szt	200 szt
PRODUCT NUMBER	W-TM-SD3		
WEIGHT	76 kg (total weight 1676 kg)		
	BASKET CAPACITY		
EPS-PAN-ECO	100 szt		
EPS-D	230 szt		
EPS-R1750	165 szt		

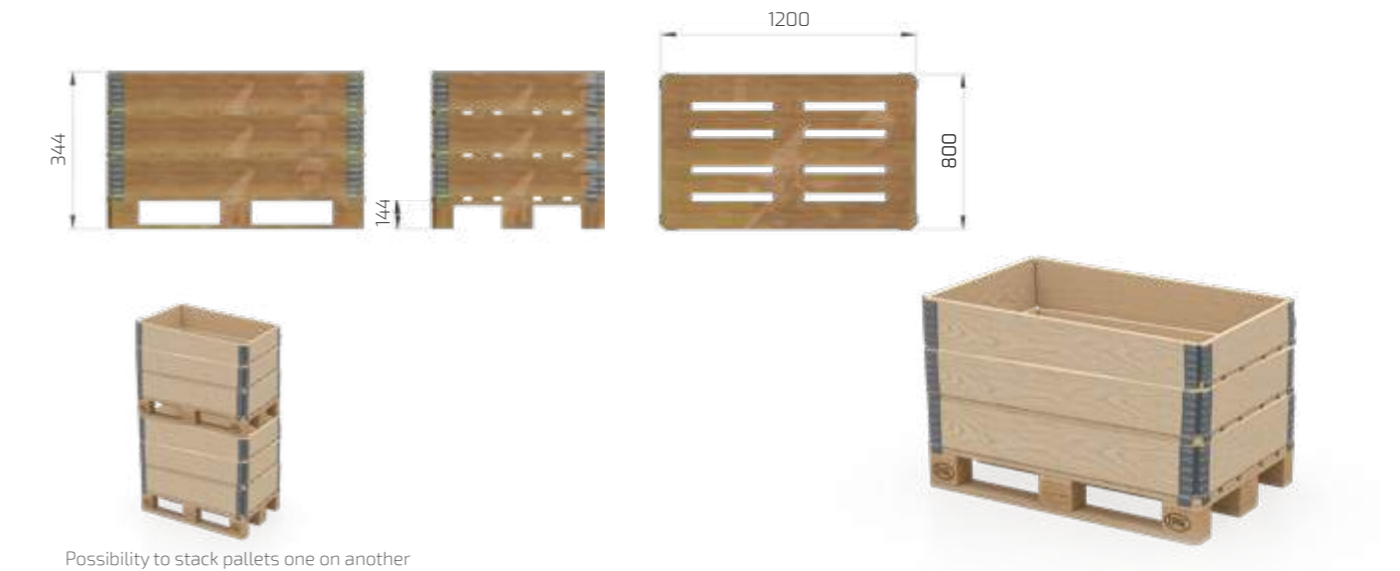
Transport basket W-TM-SD3 - designed to store mesh panels, planks and EPS-R1750 holder.




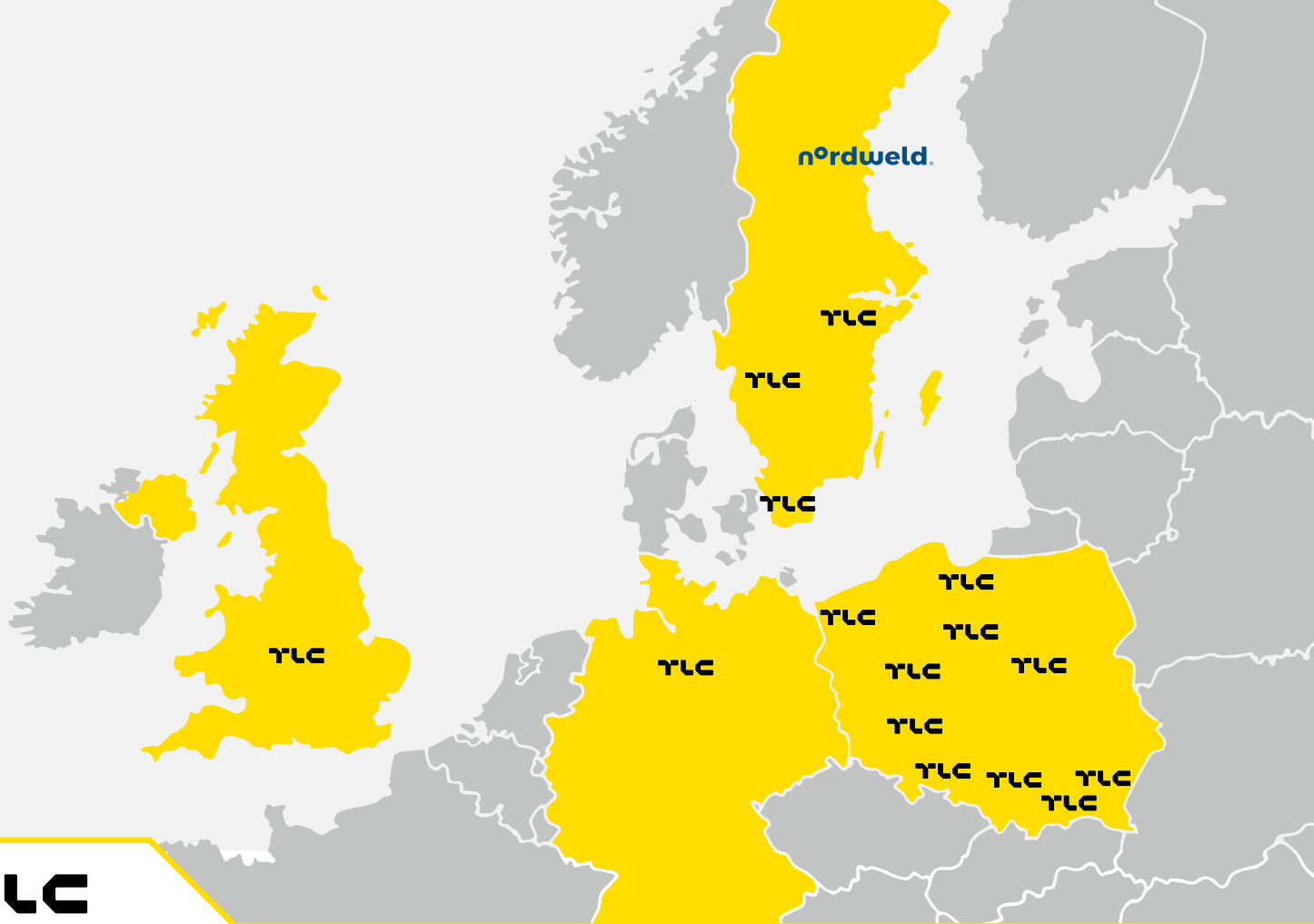
Transport baskets W-TM-SD1, W-TM-SD2 - are equipped with upper grips in the corners (for crane transport, stacking) and at the bottom (transport with forklifts). The baskets are used to transport small EPS components, and are equipped with reinforced mesh walls. Designed according to the guidelines for hoists.



Wooden box pallet W-TM-SD4 – a low cost possibility to store system elements. The pallet can be stacked. The most recommended option is with three cover plates.







**TLC**

## POLAND

## SWEDEN

## UNITED KINGDOM

## GERMANY

**TLC** Sp z o. o.

Inter **TLC** AB

Inter **TLC** Ltd

Inter **TLC** GmbH

+48 18 35 00 800  
info@tlc.eu  
tlc.eu

+46 70 525 99 18  
info@intertlc.se  
intertlc.se

+44 2033 690 080  
info@intertlc.co.uk  
intertlc.co.uk

+49 5147 709 00 72  
info@intertlc.de  
intertlc.de

**TLC** Rental

**n°rdweld. TBS**

+48 22 720 17 17  
info@tlcrental.pl  
tlcrental.pl

+46 73 818 34 44  
info@nordweld.eu  
nordweld.eu

**TLC** - MANUFACTURER OF STAIRS AND STEEL PLATFORMS FOR BUILDING INDUSTRY

**TLC RENTAL** - MOBILE PROTECTION SYSTEMS FOR CONSTRUCTION SITES

**NORDWELD TBS** - INNOVATIVE TANK BUILDING SYSTEM